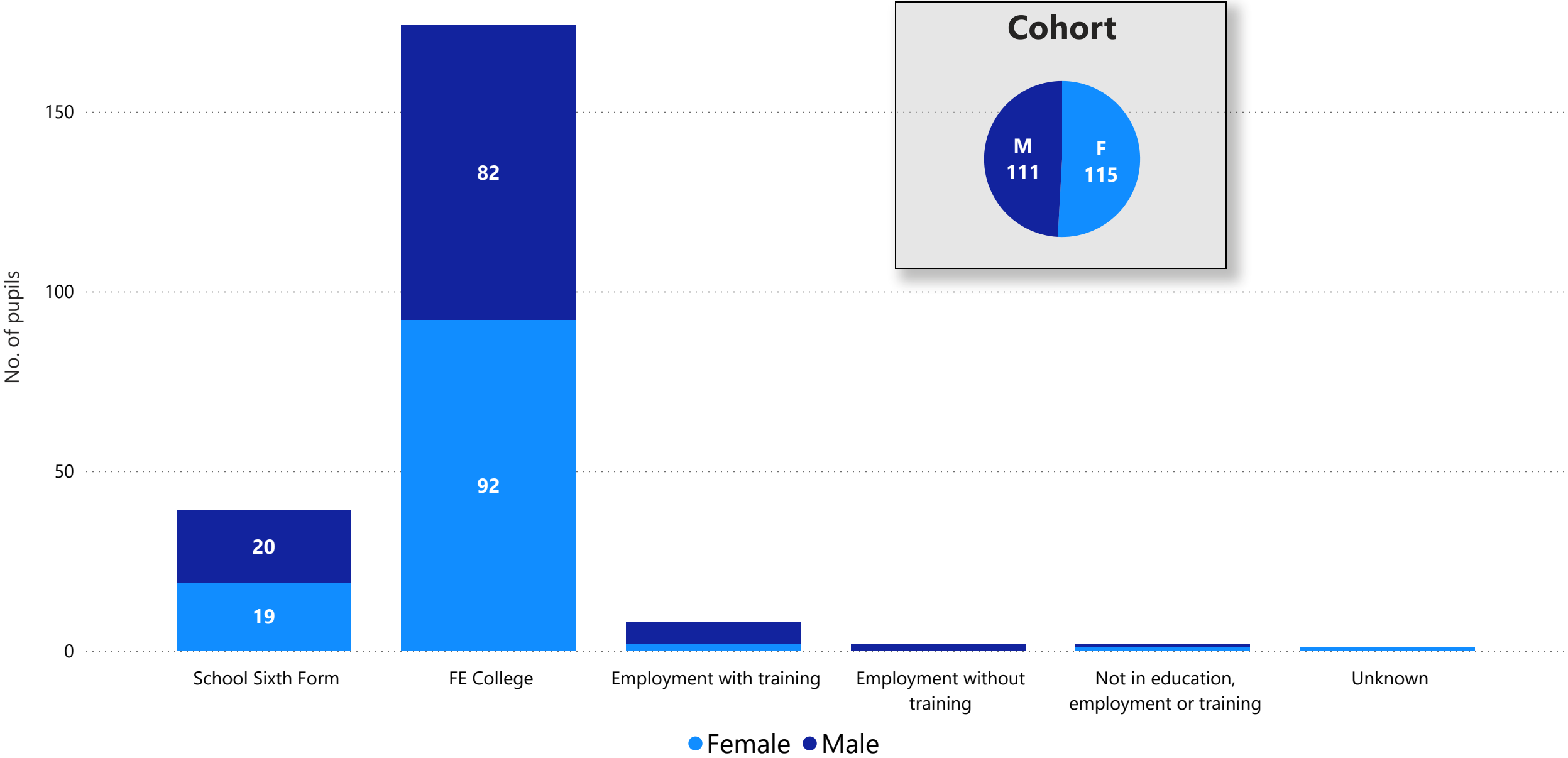


Destinations of 2024 Year 11 Students

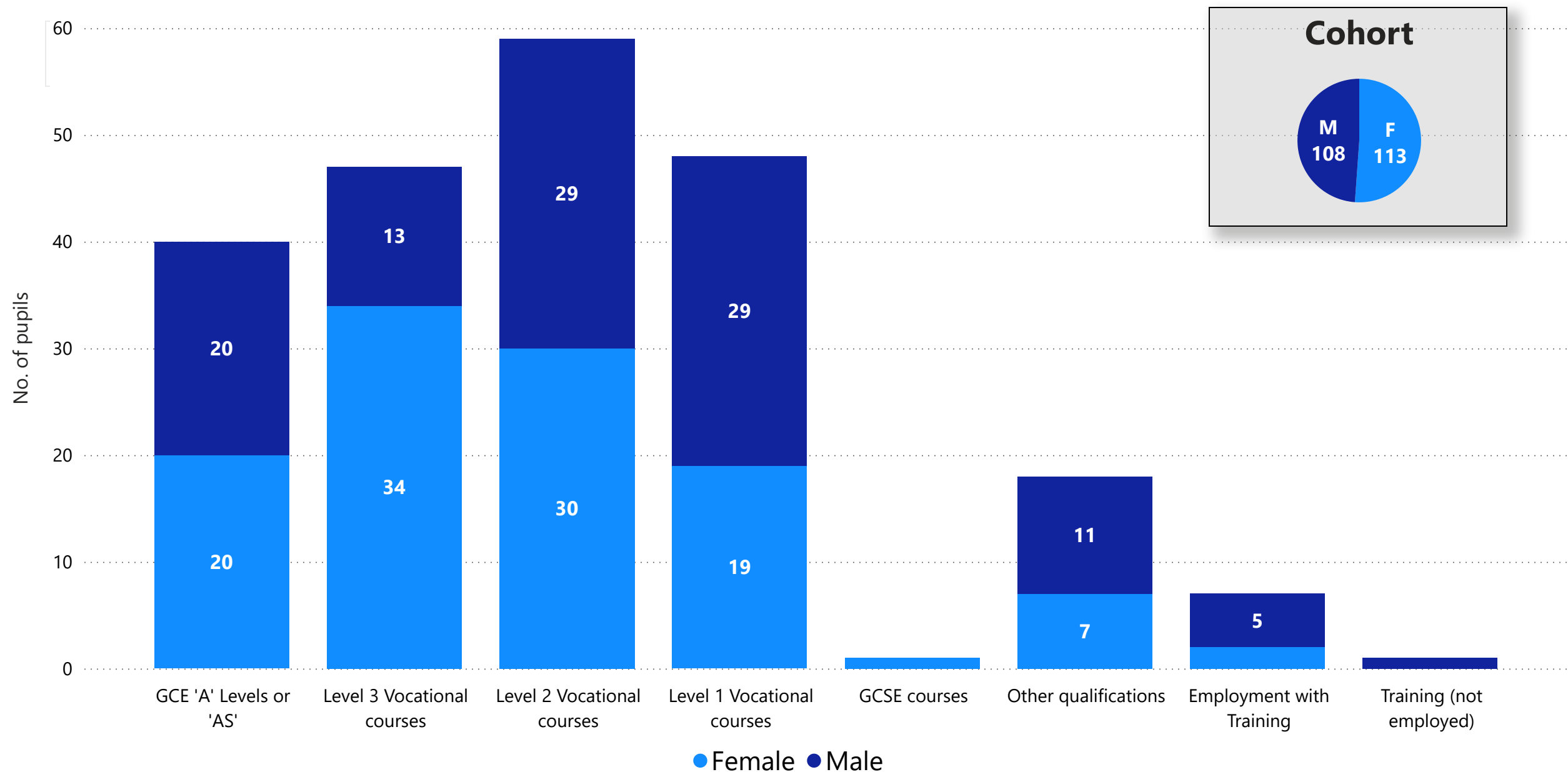
Thomas Clarkson Academy



Education, Employment and Training destinations by gender



Destination by Year 12 course level and gender



Education, Employment and Training historical trends

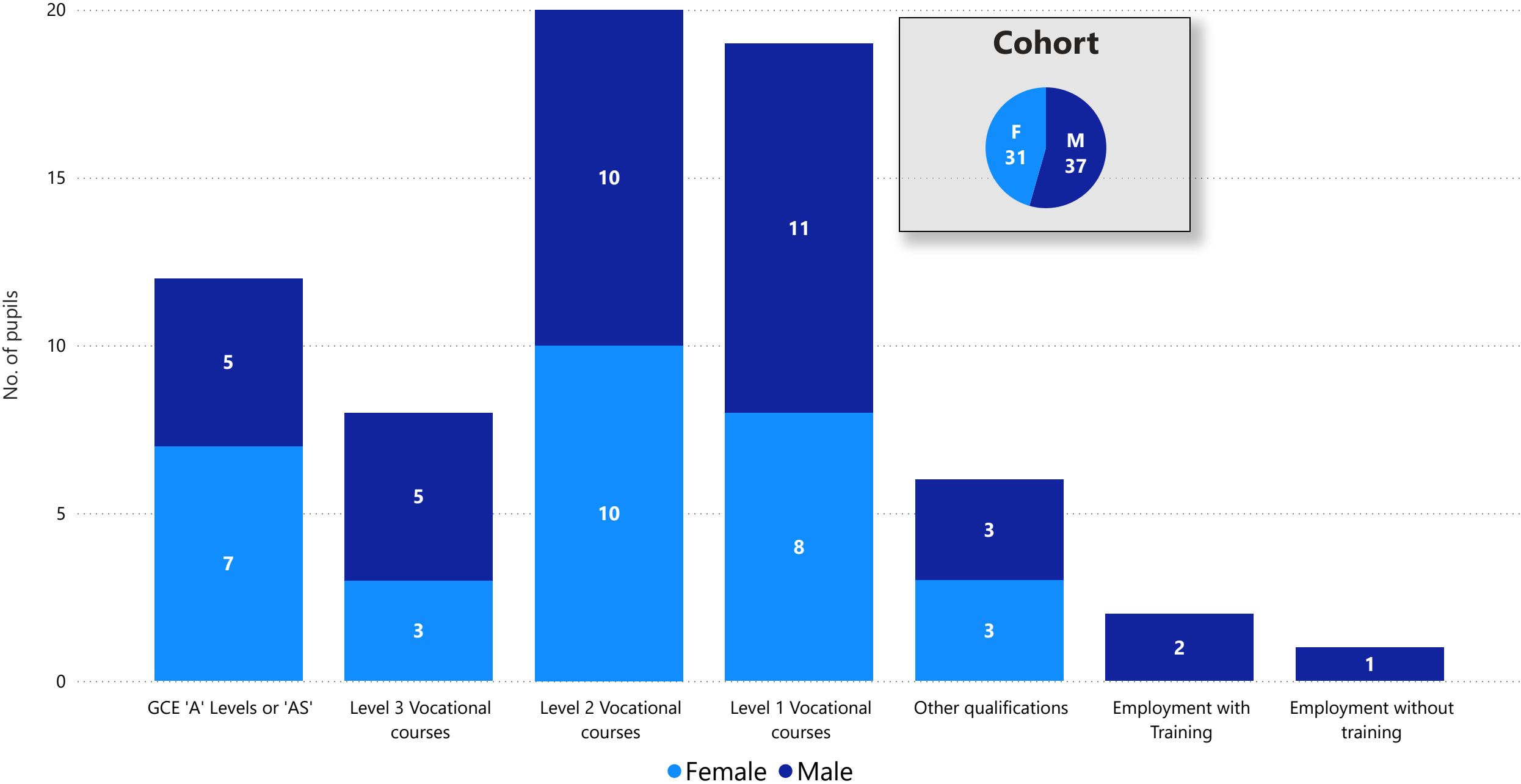
Destination

Year Gender Destination	2020				2021				2022				2023				2024			
	Female		Male		Female		Male		Female		Male		Female		Male		Female		Male	
	#	%	#	%	#	%	#	%	#	%	#	%	#	%	#	%	#	%	#	%
School Sixth Form	19	18.27%	25	21.55%	39	34.51%	24	23.30%	32	30.19%	13	16.25%	14	11.97%	32	31.37%	19	16.52%	20	18.02%
Sixth Form College											2	2.50%	1	0.85%						
FE College	78	75.00%	81	69.83%	67	59.29%	75	72.82%	68	64.15%	57	71.25%	87	74.36%	57	55.88%	92	80.00%	82	73.87%
Employment with training	2	1.92%	2	1.72%	2	1.77%			1	0.94%	3	3.75%	5	4.27%	4	3.92%	2	1.74%	6	5.41%
Employment without training					1	0.88%					1	1.25%	5	4.27%	3	2.94%			2	1.80%
Other (learning/employment)	2	1.92%					1	0.97%	2	1.89%										
Not in education, employment or training	3	2.88%	2	1.72%	3	2.65%	2	1.94%	3	2.83%	2	2.50%	5	4.27%	6	5.88%	1	0.87%	1	0.90%
Unknown			6	5.17%	1	0.88%	1	0.97%			2	2.50%					1	0.87%		
Total	104	100.00%	116	100.00%	113	100.00%	103	100.00%	106	100.00%	80	100.00%	117	100.00%	102	100.00%	115	100.00%	111	100.00%

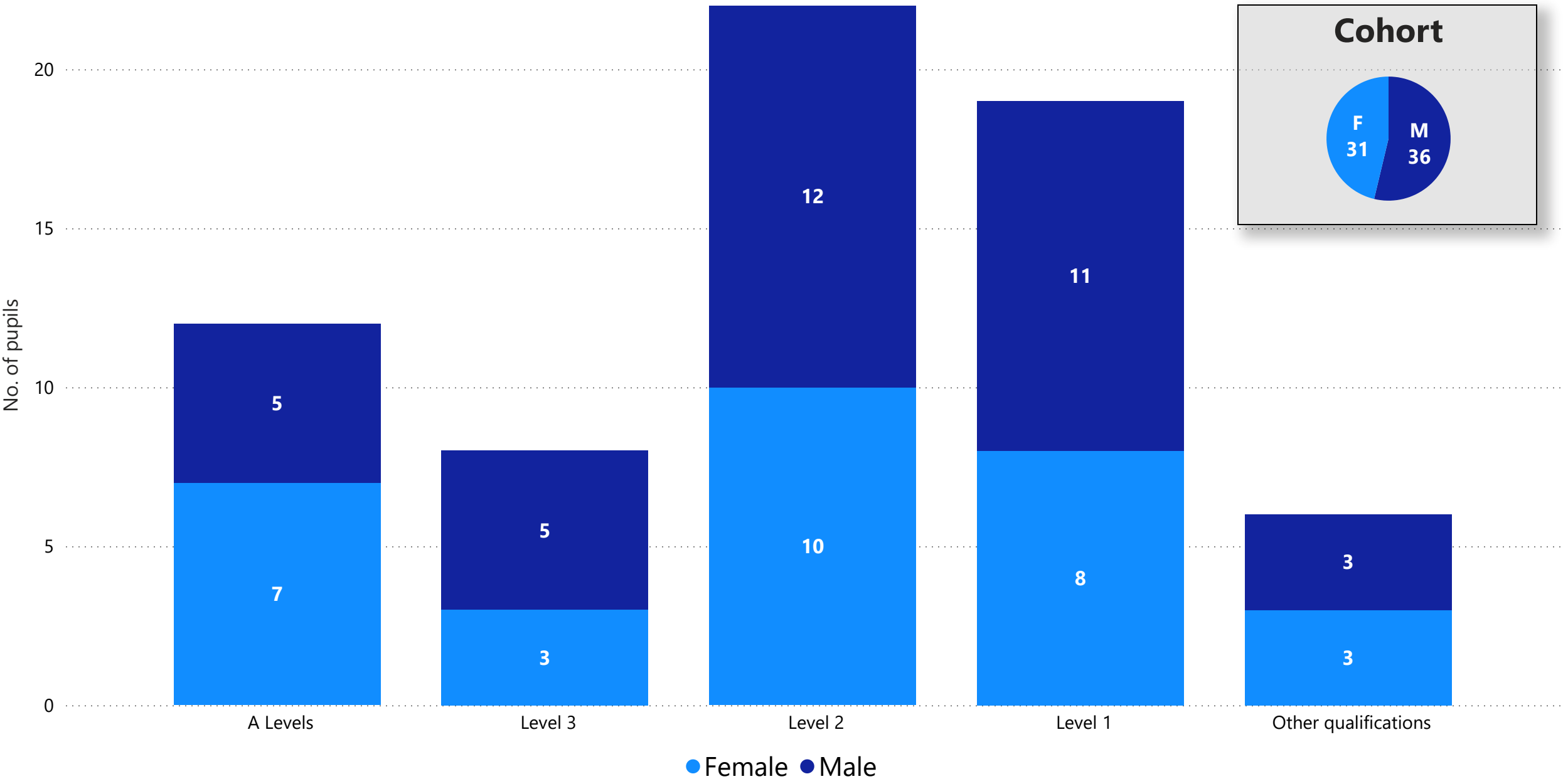
Qualifications

Year Gender Qualification	2020				2021				2022				2023				2024			
	Female		Male		Female		Male		Female		Male		Female		Male		Female		Male	
	#	%	#	%	#	%	#	%	#	%	#	%	#	%	#	%	#	%	#	%
A Levels	16	16.00%	24	22.22%	35	33.02%	24	24.24%	30	29.13%	12	16.00%	2	1.87%	4	4.30%	20	17.70%	20	18.69%
Level 3	45	45.00%	19	17.59%	28	26.42%	14	14.14%	22	21.36%	10	13.33%	43	40.19%	44	47.31%	34	30.09%	13	12.15%
Level 2	26	26.00%	37	34.26%	26	24.53%	39	39.39%	32	31.07%	38	50.67%	37	34.58%	23	24.73%	32	28.32%	34	31.78%
Level 1	10	10.00%	22	20.37%	15	14.15%	21	21.21%	14	13.59%	11	14.67%	22	20.56%	17	18.28%	19	16.81%	29	27.10%
GCSE									2	1.94%	2	2.67%			1	1.08%	1	0.88%		
Other qualifications	3	3.00%	6	5.56%	2	1.89%	1	1.01%	3	2.91%	2	2.67%	3	2.80%	4	4.30%	7	6.19%	11	10.28%
Total	100	100.00%	108	100.00%	106	100.00%	99	100.00%	103	100.00%	75	100.00%	107	100.00%	93	100.00%	113	100.00%	107	100.00%

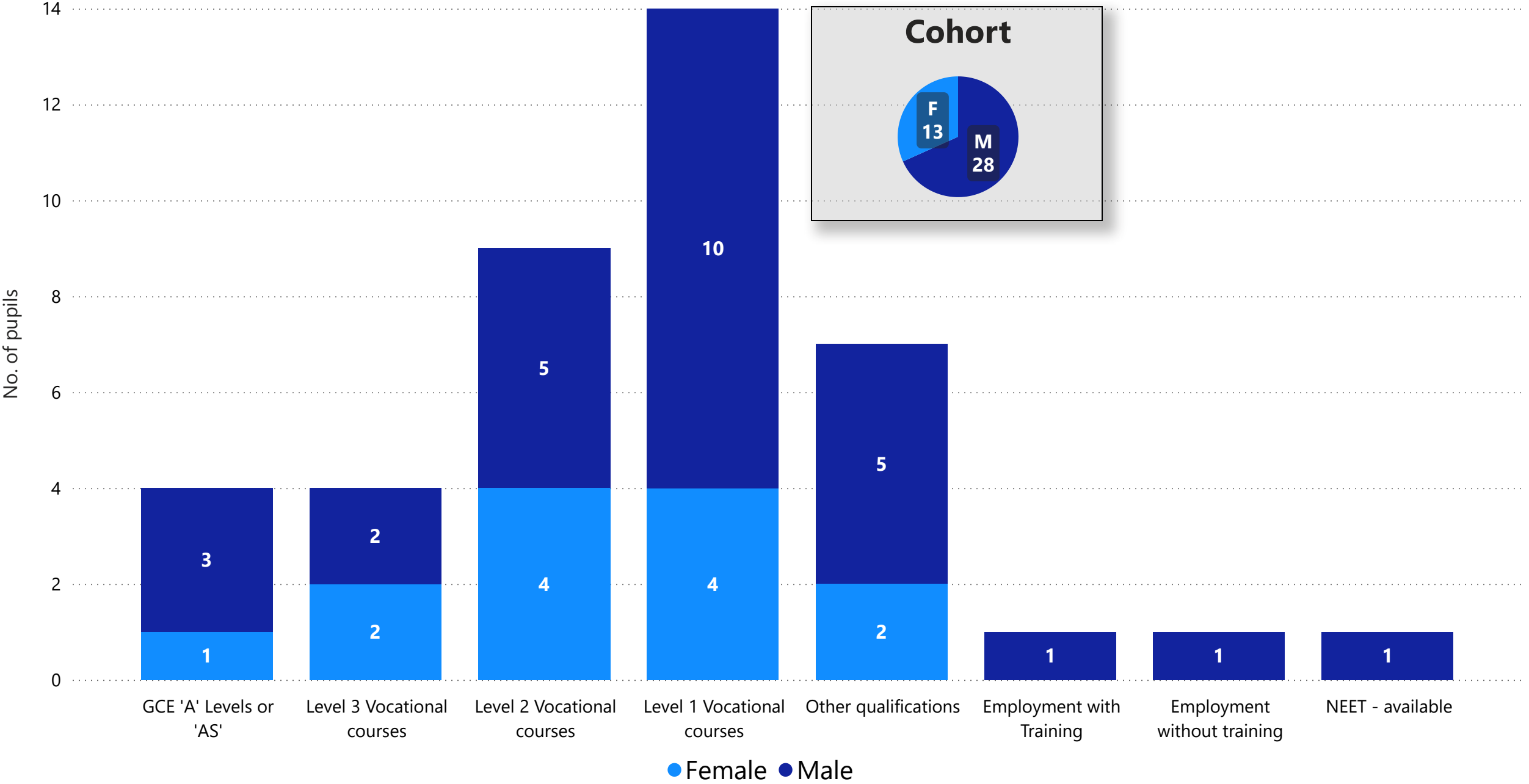
Pupil Premium Education, Employment and Training destinations by gender



Pupil Premium destinations by Year 12 course and gender



EHCP or SEN Education, Employment and Training destinations by gender



EHCP or SEN Education, Employment and Training destinations by gender

