

Library




New Mobile
Library Service
exclusively for
Year 8 & Year 9!



Monday to Thursday, Break/Tutor Time 10.30 – 11.10

“We all know and appreciate things are not quite ‘business as usual’ in a lot of places at the moment including the academy library, however I am pleased to announce from XXXX Year 8 and Year 9 students will be able to visit the new mobile library service to borrow a book.”

Miss L Robinson, Librarian.



Library

FAQ's



Q – How do I visit the mobile library service to borrow books?

A – Your RSL will allow small groups of students to visit the mobile library service located in your year group base area during Break/Tutor Time.

Q – How often will the mobile library visit the Year 8 & Year 9 base areas?


A – During Break/Tutor Time Monday to Thursday, on alternate weeks.

Q – How long can I keep a book for?

A – Books are loaned for two weeks. All books should be returned on or before the due date.

Q – How do I borrow a book?

A – All books need to be scanned before being taken from the mobile library. After choosing your book tell the librarian your name and ask to 'borrow' the book.



Library

FAQ's



Q – How do I return my books?

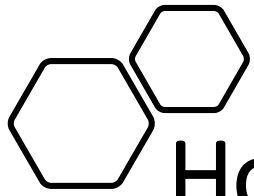
A – All books need to be scanned in to be removed from your name and avoid any late fees. Please do NOT place your book directly on the mobile library shelf! Books for return should be placed in the 'book returns' box located in your year group base area.

Q – Is it free to borrow academy library books?

A – Yes! All loans are free, all we ask is that you look after the item and return it on time.

Q – Why do I need to bring my book back on time?

A - Returning your book on time avoids the system generating any fees, and means the book will be available the following week for another student to borrow.




How do I **PICK** a book?

Feel free to browse the shelves and look at the books. Choose books that interest you and you have not read before.

You will notice stickers on the spines of books to help you:

- Initial letter of the author's surname.
- Blue/red/yellow coloured circle showing the AR level (if the book has an AR quiz available).
- Main fiction category sticker relating to the book e.g. general fiction, sci-fi, fantasy, horror, war, animals, sport, humour, but please remember books often do not fall into just one category!





Library



How do I **PICK** a book?

Purpose: Why do I want to read this book? Is it for school or just for fun?


Interest: Does it interest me? Will I enjoy reading it?

Comprehend: Do I understand what I'm reading? Can I summarise what I've just read?

Know: I know most of the words. There may be one or two on a page I don't know, but no more than five.

I can ask my RSL, a teacher or the librarian for help choosing a suitable book, but I need to remember that everyone is different.

If I find a book offensive or disturbing, I should simply close the book and exchange it for one I feel more comfortable with.



Library



8 Great Ways to Take Care of Books!



1. Keep books dry.
2. Use a bookmark instead of folding down pages.
3. Return library books on time.
4. Read your books with clean hands.
5. Keep books away from babies, pets, and small children who might want to tear the pages.
6. Find a special place at home for storing your books.
7. Tell the librarian if a book needs repair.
8. Never use crayons, pens and pencils in your book.

Library

“I’m looking forward to seeing you when you visit the new mobile library service.

A tip from me, keep your eye on the academy’s website. You will see news stories from lots of departments including the library, information on where you can access free digital and reading resources online, and even details of competitions where you can win prizes throughout the year!”

Miss Robinson, Librarian

[TCA Latest News](#)

[Free online books, audiobooks, comics, newspapers & magazines](#)

